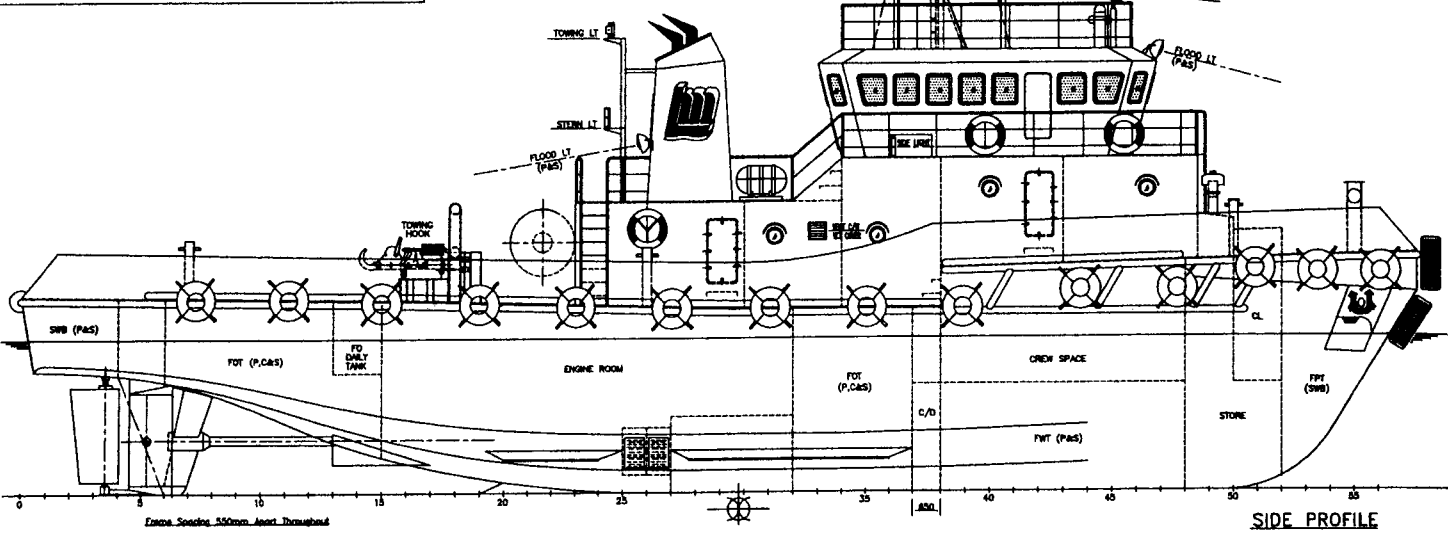
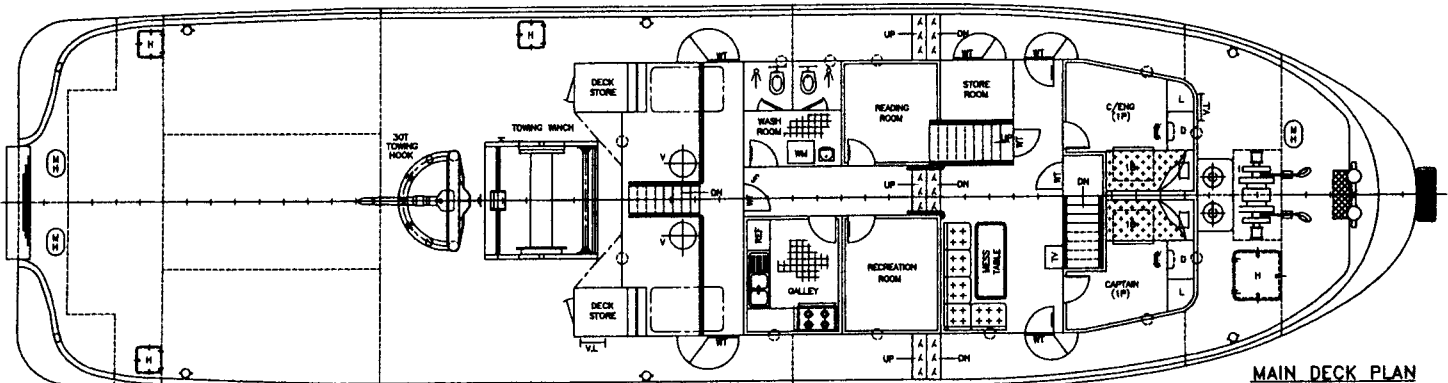


PRINCIPAL PARTICULARS:-	
L.O.A	31.750M
B (MLD)	8.60M
D (MLD)	4.12M
DESIGNED DRAFT	3.40M
SPEED	ART 12 KNOTS
COMPLEMENT	12P
F.O.T	ART 170 TONNES
F.W.T	ART 55 TONNES
MAIN ENGINES	YANMAR 6GY17-GV 1000PS @1500RPM x 2 UNITS
GEN SETS	28KW x 2, 78KW x 1
CLASS	MS* (TUG) MMS*

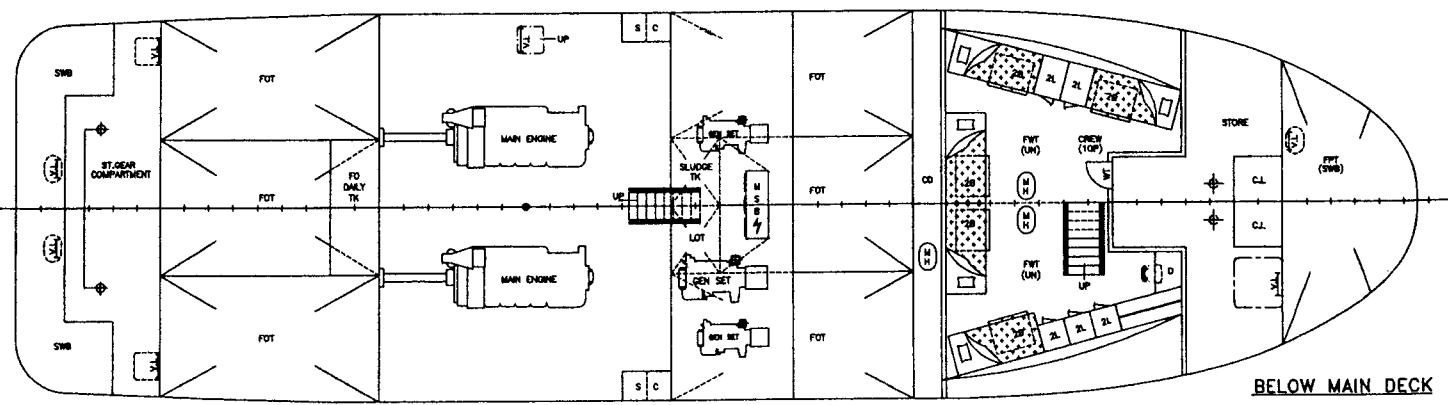
- NOTE:-
1. DECK PLATE I.W.O FOT TO BE COVERED WITH INCOMBUSTIBLE MTL.
 2. POSITIONING OF NAVIGATION LTS TO BE IN ACCORDANCE WITH THE REQUIREMENT OF COLREG'72
 3. ✓ SELF CLOSING DOOR.



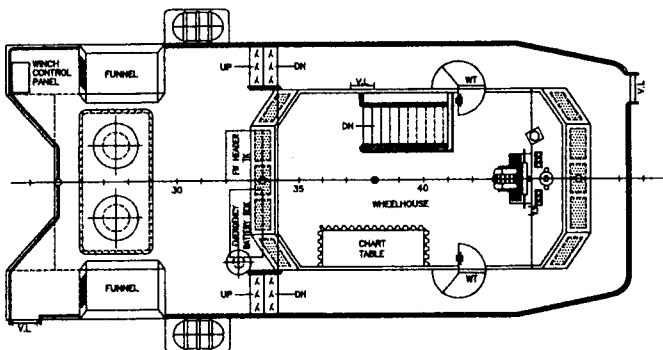
SIDE PROFILE



MAIN DECK PLAN



BELOW MAIN DECK



NAV. BRIDGE DECK

Note: Details given herein are believed to be correct but without guarantee. Errors and omissions accepted.



聯和造船私人有限公司
LINGCO SHIPBUILDING PTE. LTD.

(Member of LINGCO Group)

80 Marine Parade Road, #13-07/08 Parkway Parade Singapore 449269
Tel : (65) 63481077 Fax : (65) 64407149 E-mail: enquiry@lingco.com
Company Registration No.: 198804805D

Brief Specifications for 31.75 M Steel Tugboat

TYPE OF VESSEL	: TWIN SCREW STEEL TUGBOAT (C/W FIXED KORT NOZZLES)
CLASSIFICATION	: NKK
INTENDED PORT OF REGISTRY	: SINGAPORE
LENGTH (L.O.A)	: 31.75M
BREADTH MLD.	: 8.60M
DEPTH MLD.	: 4.12M
DESIGNED DRAFT	: 3.40M
FUEL OIL TANK CAPACITIES	: APPROX. 170 TONS
FRESH WATER TANK CAPACITIES	: APPROX. 55 TONS
MAIN ENGINE	: 2 x YANMAR 6RY17P-GV 736KW (1000PS) @1500RPM
GEAR BOX	: 2 x YANMAR YXH 250L; RATIO 5.12:1
GENERATOR	: 2 x 40KW YANMAR MARINISED GENSET 1 x 78KW CUMMINS MARINE GENSET
TOWING HOOK	: 1 x 30 TON WITH MECHANICAL QUICK RELEASE
TOWING WINCH	: 1 x 25 TONS @1ST LAYER ELECTRO HYDRAULIC (BRAKE HOLDING 75 TONS @ 1ST LAYER STATIC) WITHOUT WIRE ROPE
WINDLASS	: 1 x 2 TON ELECTRO-HYDRAULIC C/W CHAINS & ANCHORS
STEERING GEAR	: 1 x 2.5 TON ELECTRO HYDRAULIC
BILGE & BALLAST, GS & FIRE PUMP	: 2 x Ø2" "ITUR" SELF PRIMING PUMP, CAPACITY 25M ³ /HR x 30M
FUEL OIL TRANSFER PUMP	: 1 x Ø1½" "ITUR" GEAR PUMP, CAPACITY 8M ³ /HR x 10M
OILY WATER SEPARATOR	: 1 x 0.25M ³ /HR
NAVIGATIONAL & COMM. AIDS	: 1 x VHF, 1 x SSB, 1 x RADAR, 1 x ECHO SOUNDER, 1 x GPS, 1 x Ø6" STANDARD TABLE TYPE COMPASS
OTHERS	: 1 x SHIPSET ELECTRIC ENGINE TELEGRAPH, 1 x SHIPSET SHAFT TACHOMETER
SPEED (FREE RUNNING)	: APPROX. 11 KNOTS
CREW ACCOMMODATION	: 12 MEN
AIR CONDITIONING	: SPLIT-UNIT FOR WHEELHOUSE AND MESS ROOM

**Note: Details given herein are believed to be correct but without guarantee.
Errors and omissions accepted.**